



ಬೃಹತ್ ಬೆಂಗಳೂರು ಮಹಾನಗರ ಪಾಲಿಕೆ
Bruhat Bengaluru Mahanagara Palike



BBMP COVID-19 WAR ROOM 23.12.2022

BBMP / COVID-19 WAR ROOM / BULLETIN – 1005/ 23.12.2022 / #BBMPfightsCOVID19



OVERVIEW OF COVID-19 IN BENGALURU

CASE TRENDS ACTIVE CASES **1,203**

<u>Confirmed Cases</u>	<u>Recovered Cases</u>	<u>Death Cases</u>
16 18,76,561 #	37 18,58,367 #	0 16,991 #

HOSPITALIZATION **0**

<u>ICU – V</u>	<u>ICU</u>	<u>HDU</u>	<u>General</u>
-	-	-	0

INCLUDES GOVT. QUOTA AND PRIVATE WALK-IN HOSPITALIZATION

VACCINATION **1,377** 2,04,98,621 #

<u>First Dose</u>	<u>Second Dose</u>	<u>Precaution Dose</u>
70 96,80,071 #	65 94,84,777 #	1,242 13,33,773 #

TRIAGING

MTU

3

ACTIVE CZs

0

MCZs (< 5 cases)

0

TESTING **1,550** 3,20,05,084 #

<u>Positivity : 1.39%</u>	<u>RAT</u>	<u>RTPCR</u>
<small>*FOR LAST 7 DAYS</small>	194	1,356

Tele Triage

11

Clusters (> 5 cases)

0

: indicates cumulative numbers till date



ABSTRACT OF COVID-19 SCENARIO IN BENGALURU


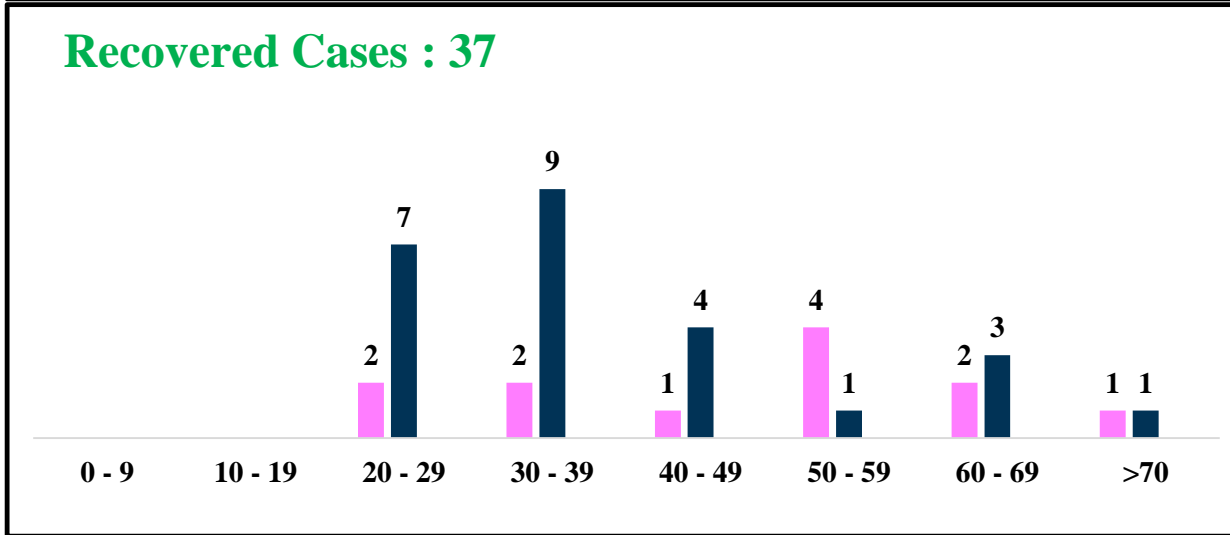
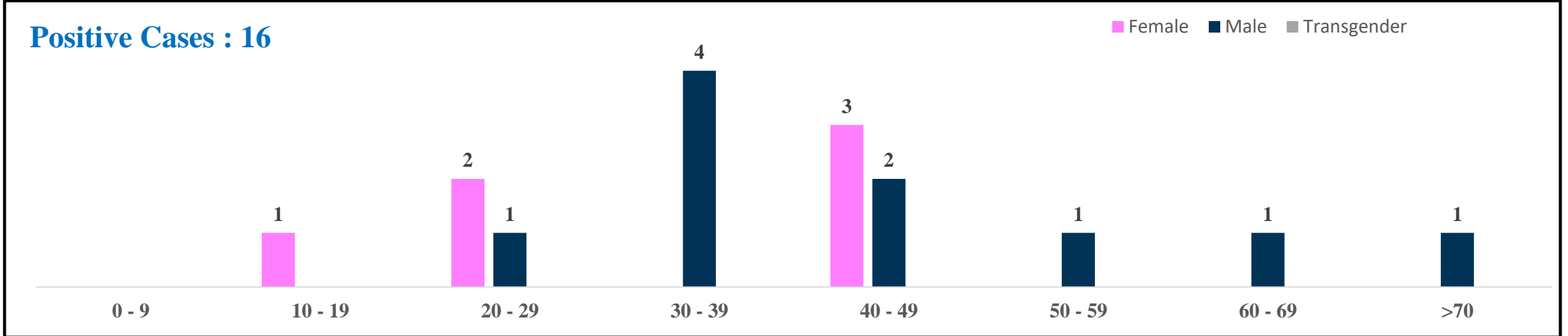


	MALE			FEMALE			TRANSGENDER			TOTAL		
	Last 24 Hours	Last 7 Days	Cumulative	Last 24 Hours	Last 7 Days	Cumulative	Last 24 Hours	Last 7 Days	Cumulative	Last 24 Hours	Last 7 Days	Cumulative
Positive Cases	10	57	11,06,530	6	43	7,69,835	0	0	196	16	100	18,76,561
Recovered Cases	25	132	10,94,049	12	90	7,64,131	0	0	187	37	222	18,58,367
Death Cases	0	0	10,761	0	0	6,226	0	0	4	0	0	16,991
Total Tests Done	In Last 24 hrs. : 1,550			In last 7 days : 7,195			Cumulative : 3,20,05,084					
Vaccine Doses Administered	In Last 24 hrs. : 1,377			In last 7 days : 2,785			Cumulative : 2,04,98,621					
ACTIVE CASES									1,203			

*Covid deaths occurred today : 00 | Covid deaths occurred beyond last 24hrs., reported today : 00



LAST 24 HOURS AGE GROUP AND GENDER WISE DISTRIBUTION

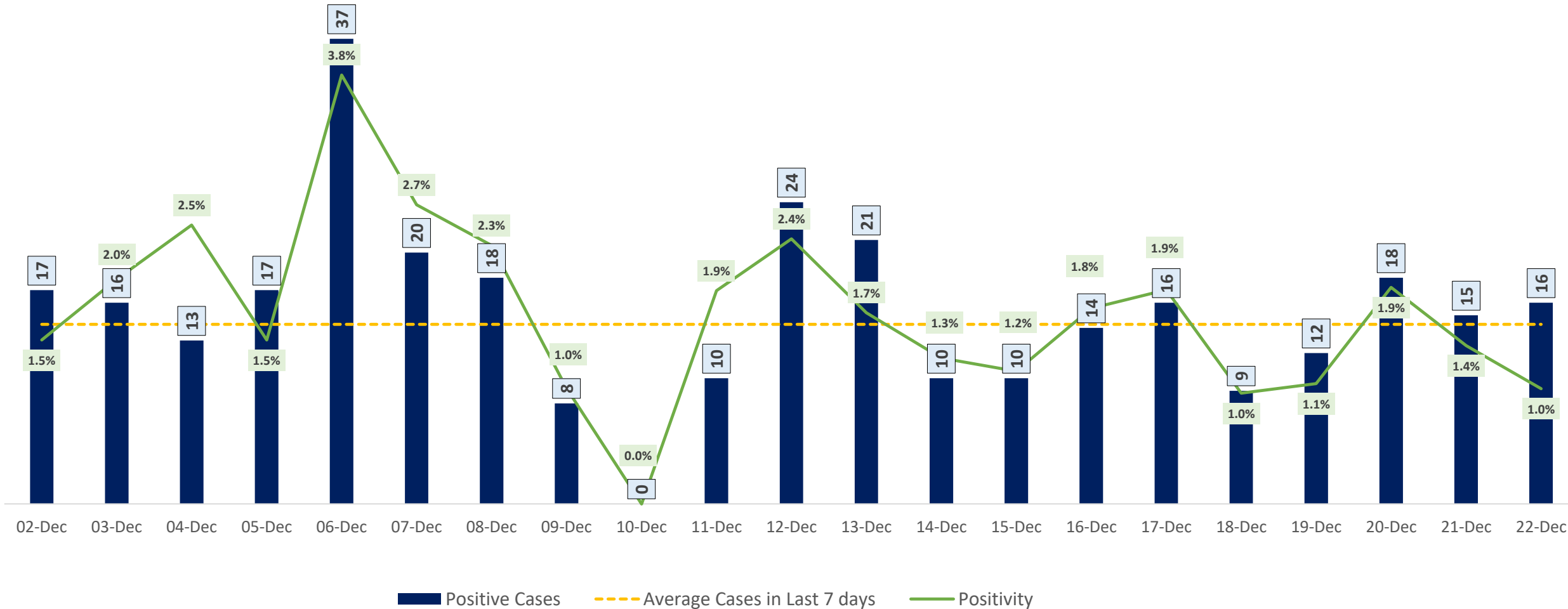




POSITIVITY RATE OF BENGALURU – LAST 21 DAYS



Average Cases in Last 7 days : 14

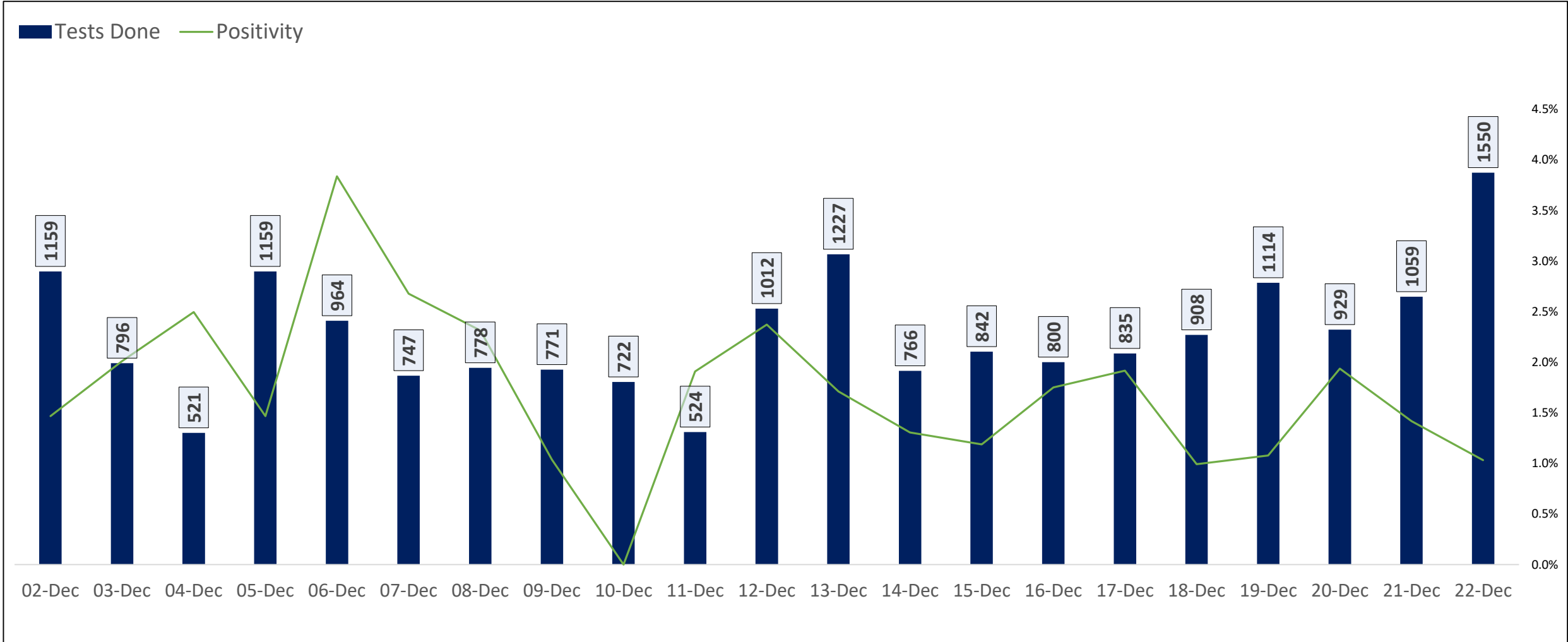




TESTING TRENDS IN BENGALURU

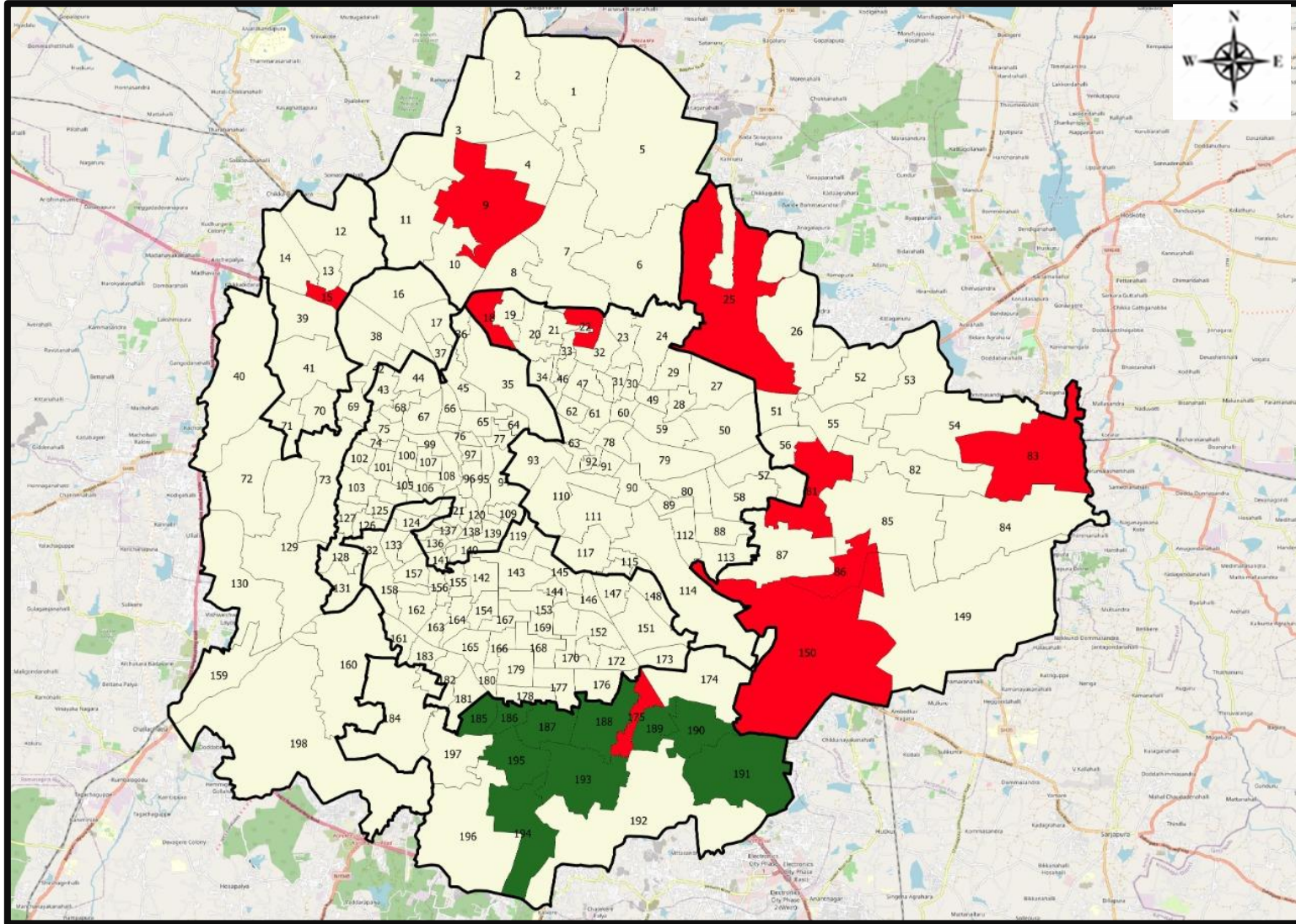


Total Test Conducted Till Date	Test Conducted Last 24 hours	Last 7 Days Average
3,20,05,084	1,550	1,028





BENGALURU URBAN MAP SHOWING TREND OF POSITIVE CASES IN LAST 7 DAYS



Top 10 wards reporting highest number of positive cases in last 10 days

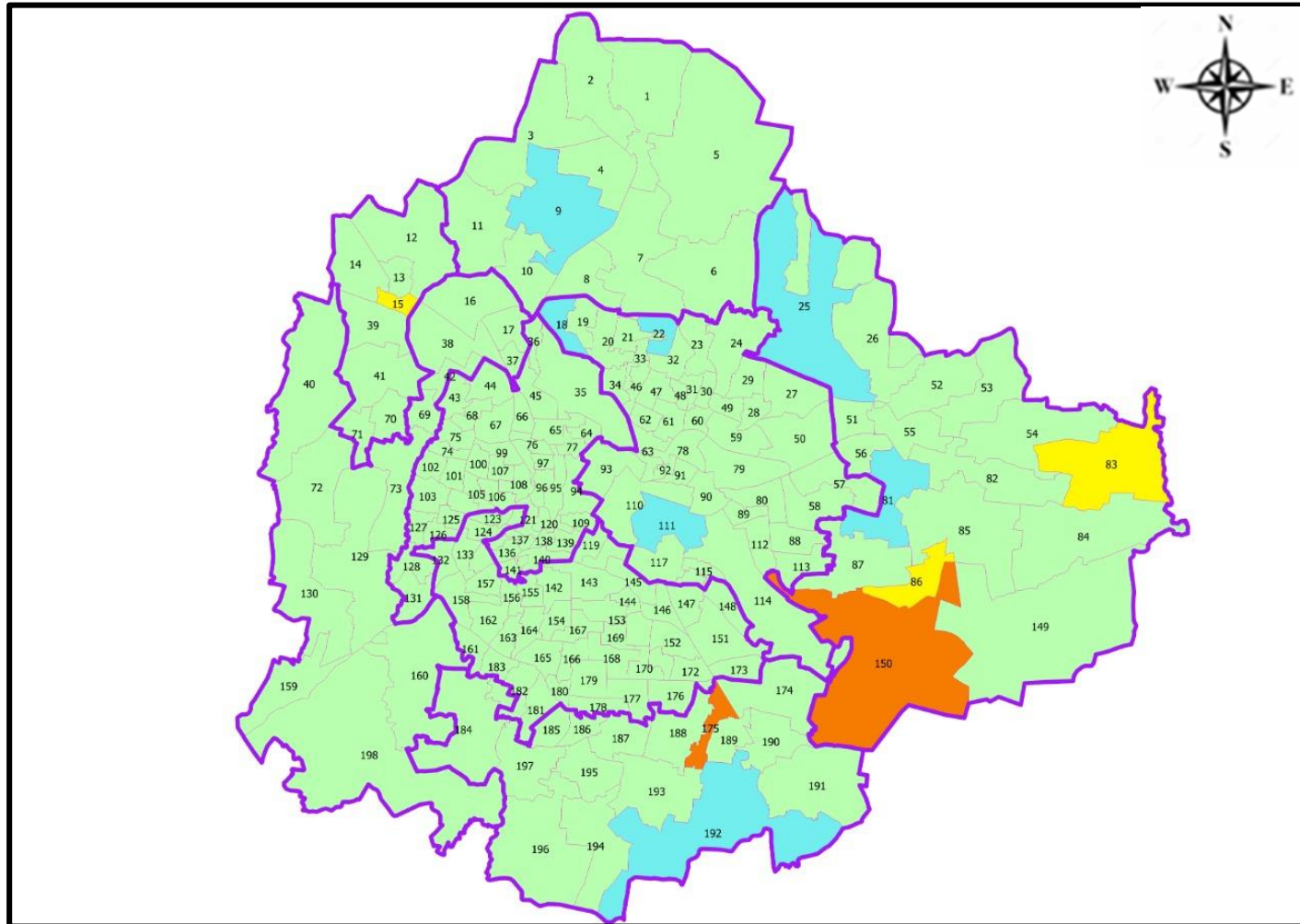
Ward No.	Ward Name	Daily Cases Average
150	Bellanduru	2
175	Bommanahalli	1
15	T Dasarahalli	1
83	Kadugodi	1
86	Marattahalli	1
9	Vidyaranyapura	1
18	Radhakrishna Temple	1
22	Vishwanatha Nagenahalli	1
25	Horamavu	1
81	Vijnana Nagar	1







Top 10 wards reporting least number of positive cases in last 7 days

Ward No.	Ward Name	Daily Cases Average
195	Konanakunte	0
194	Gottigere	0
193	Arakere	0
191	Singasandra	0
190	Mangammanapalya	0
189	Hongasandra	0
188	Bilekhali	0
187	Puttenahalli	0
186	Jaraganahalli	0
185	Yelchenahalli	0



BENGALURU MAP SHOWING INTENSITY OF POSITIVE CASES IN LAST 7 DAYS



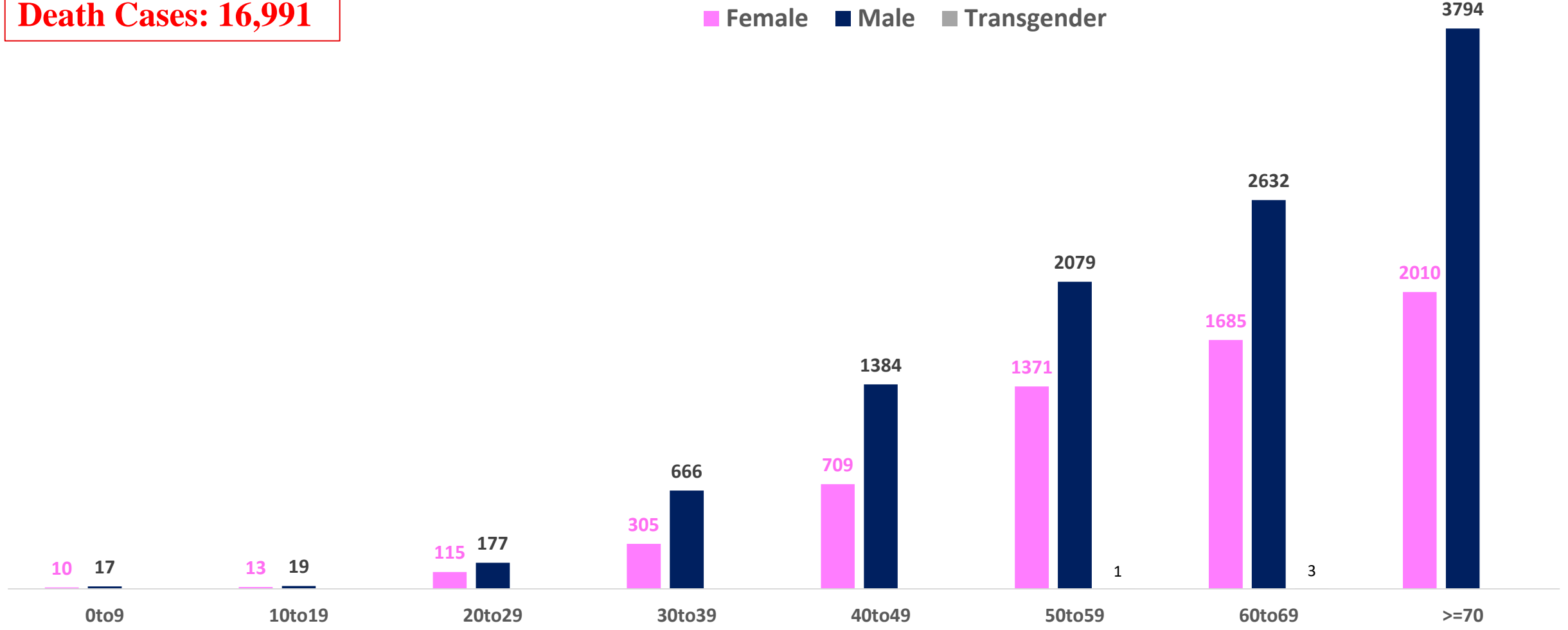
-  Level 1 : 0 to 1 Cases
-  Level 2 : 1 to 3 Cases
-  Level 3 : 3 to 5 Cases
-  Level 4 : 5 to 10 Cases
-  Level 5 : More than 10 Cases
-  Zone Boundaries



AGE AND GENDER WISE DISTRIBUTION OF DEATH CASES



Death Cases: 16,991





VACCINATION COVERAGE AS ON 22.12.2022



Total Doses Administered

2,04,98,621

▲ 1,377

Total 12-14 years Population : 2.82 Lakhs

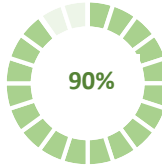
1ST DOSE



2,96,828
Doses administered

▲ 14

2ND DOSE

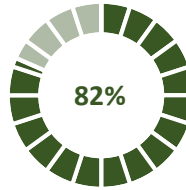


2,53,985
Doses administered

▲ 10

Total 15-18 years Population : 4.42 Lakhs

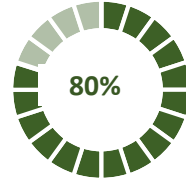
1ST DOSE



3,60,450
Doses administered

▲ 9

2ND DOSE

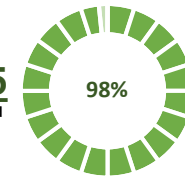


3,52,895
Doses administered

▲ 10

Total adult Population : 91.7 Lakhs

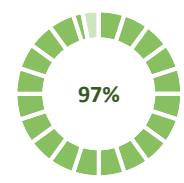
1ST DOSE



90,22,793
Doses administered

▲ 47

2ND DOSE



88,77,897
Doses administered

▲ 47

Priority Group*

Health Care Workers

Dose 1

2,10,407

Doses administered

▲ 0

Dose 2

2,07,191

Doses administered

▲ 0

Frontline Workers

Dose 1

3,82,016

Doses administered

▲ 0

Dose 2

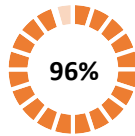
3,73,498

Doses administered

▲ 1

45 – 59 Years Coverage

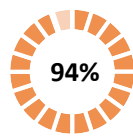
Dose 1



16,96,228
Doses administered

▲ 6

Dose 2

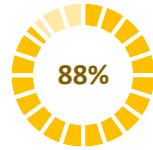


16,75,443
Doses administered

▲ 3

18 - 44 Years Coverage

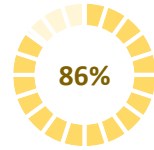
Dose 1



57,53,243
Doses administered

▲ 37

Dose 2



56,55,781
Doses administered

▲ 40

60 + Years Coverage

Dose 1



9,80,899
Doses administered

▲ 4

Dose 2



9,65,984
Doses administered

▲ 3

PRECAUTION DOSE



13,33,773 ▲ 1,242

Doses administered

PRECAUTION DOSES ADMINISTERED

Health Care Workers

96,861 ▲ 11
Booster Doses administered

Front Line Workers

1,40,905 ▲ 38
Booster Doses administered

60 + Years Coverage

3,92,214 ▲ 91
Booster Doses administered

18 + Years Coverage

7,03,793 ▲ 1,102
Booster Doses administered

▲ indicates the increase in last 24 hours



COVID-19 SCENARIO IN BENGALURU AND OTHER METROPOLITAN CITIES



CITY NAME	Positive Cases	Active Cases	Recovered	Deceased	Vaccine Doses Administered
New Delhi	20,07,102	27	19,80,555	26,520	3,73,17,328
Bengaluru*	18,76,561	1,203	18,58,367	16,991	2,37,78,980
Mumbai	11,54,142	37	11,34,360	19,745	2,21,34,555
Chennai	7,93,158	13	7,84,074	9,071	1,13,96,462

Source : <https://dashboard.cowin.gov.in/> at 5:00pm (23.12.2022)
Source : <https://www.covid19bharat.org/> at 5:00pm (23.12.2022)

*includes BBMP & Bengaluru Urban



SNAPSHOT OF COVID-19 CASES IN BENGALURU URBAN



**Total Wards With
0 Cases* :
148**

**Tests Conducted
on 22.12.2022:
1,550**

**Recovery
Rate*:
99.03%**

**Total
Active Cases :
1,203**

**Total Vaccinated
on 22.12.2022:
1,377**

**Positivity
Rate* :
1.39%**

**Active
Rate*:
0.06%**

**Case
Fatality Rate* :
0.00%**





*Total positive cases In the past 7 days

*CFR and positivity is for Past 7 days



ಬೃಹತ್ ಬೆಂಗಳೂರು ಮಹಾನಗರ ಪಾಲಿಕೆ
Bruhat Bengaluru Mahanagara Palike



Download BBMP Bulletin	https://apps.bbmpgov.in/covid19/mediabulletin.php
To register for vaccination :	https://selfregistration.cowin.gov.in/
BBMP COVID19 Dashboard:	https://apps.bbmpgov.in/covid19/
Follow us on:	 www.facebook.com/bbmp.comm1/
	 twitter.com/BBMPCOMM
	  BBMPSplHealth


Issued by:


Honorable Chief Commissioner, BBMP
Special Commissioner Health & IT, BBMP
MD, Bengaluru Smart City Limited

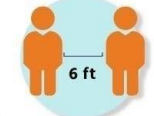
THANK YOU !


ಬೃಹತ್ ಬೆಂಗಳೂರು ಮಹಾನಗರ ಪಾಲಿಕೆ
Bruhat Bengaluru Mahanagara Palike

Stay Safe from COVID-19 Virus

 **Wear Mask**

Wash Hands Regularly 

 **Maintain Social Distance**

Get Vaccinated 

For more information around COVID-19 call the BBMP helpline number 1533

